

Missions Project Participants Handbook

Table of Contents

GENERAL INFORMATION

How To Get Started.....	2
Travel Vaccines.....	4
Passport Information.....	5

PREPARING FOR SHORT TERM MISSION PROJECTS

Teamwork.....	6
Personal And Spiritual Preparation.....	7
Are You Ready To Pray.....	8
How To Prepare A Personal Testimony.....	9
Testimony Worksheet.....	10
Sample Support Email.....	11
Payment Instructions For Checks or Cash.....	12
Tavel And Packing Tips.....	13
Helpful Hints.....	14

Project Ministries

Construction And Discipleship.....	15
Paint-Talk.....	16
Photographer.....	17
Preaching And Puppets.....	18
Vacation Bible School.....	19

Evangelistic Tools

Paint-Talk Script.....	20
Power Band.....	22
Ball Of Many Colors.....	23
Evange-Cube.....	27

How to Get Started

National / International Missions Projects and Pioneer Evangelism:

Prayer: Acts 1:8, “But you will receive power when the Holy Spirit comes on you; and you will be my witnesses in Jerusalem, and Judea and Samaria, and to the ends of the earth.”

Membership/Involvement:

- If a Member:
 - ❖ Need to be an active member in a Life Group
- If **not** a Member:
 - ❖ Not a member of Bellevue Baptist Church, **you may participate.**
 - ❖ If coming to Bellevue, need to be an active member in a Bellevue Life Group
 - ❖ If you are a member of another church, we require a letter of “Good Standing” from the Pastor of the church you regularly attend.
- Requirements for children:
 - ❖ National project 10-12 year olds with parents only, will need a referral from their Life Group leader.
 - ❖ International project 12-14 year olds with parents only, will need to be interviewed.

Travel within the USA:

- Adults must have a valid government picture ID.

Travel outside of USA:

- You must have a passport. Processing takes 2-6 weeks!
- Existing Passport must be 6 months from expiring from the date of the project.
[For example: If your trip is June 12-19, 2015 then your passport cannot expire before December 19, 2015.]
- Once you have your Passport, give one copy of front page to Missions Office.

All Travel/Airline reservations are made through the Missions Office.

Passport: To obtain a first time passport you will need:

- Passport Application (Website is travel.state.gov/passport) or can be picked up at any Post Office.
- Certified Birth Certificate (Married ladies will need a copy of Marriage License)
- Two (2) Passport photos (can be taken in the Missions Office from 9 am – 4 pm; except lunch hour, 12noon – 1:00PM).
- Post Office will process and send to the Passport Office
- Some Post Offices require an appointment for passport execution.
- Cost of passport - \$110; execution fee - \$25 for adults. Cost for minors - \$80; execution fee - \$25.
- Be sure you apply for the Passport BOOK. (*Adult passports are good for 10 years and minors are good for 5 years*).
- **Passport Renew:** Requires 2 new photos and application for Passport renewal. Cost for renewal - \$110. Must mail old passport with this application.

- If married since obtaining passport, send your Passport and Marriage License in for amendment.
- For more Passport information go to www.travel.state.gov/passport.

Visas: Any Visa required for travel will be handled by Missions Office.

- **You will need two photos for Visa application(Photos can be taken in Mission Office)**

Project Participant Requirements:

Pioneer Evangelism Projects

- Participants must attend a ten (10) week DiscipleLife Class before going on a project.
- Teaching teams consist of 2 people (2 men or a married couple).

All Projects Require the following:

1. Register online for your trip. Go to the Bellevue website- www.Bellevue.org/missions-projects. Click on upcoming projects. Find the one you are ready to register for, (there are several projects to the same locations/countries, so double check the dates and team leader, click on apply. Please note a \$300 deposit is required upon registration (unless another deposit amount is required).
2. Be interviewed – First time participants will need to be interviewed. Most interviews take place during the participant's team meetings.
3. Attend all team meetings. There are usually 6 team meetings. The dates and times of these meetings will be decided by the team leader.
4. Send out **Support Letters**. Support letters may now be sent via email through online registrations. If you choose to send a letter in the mail, then please send a **Contribution Form** along with it. These forms may be obtained in the Missions Office. Please put your name and the name of your trip on the form before sending it. If you receive any contributions directly to you that are made payable to Bellevue, please DO NOT hold these. Also please note on the support letter the instructions for contributors to contribute to you on line.
5. After you have registered you can check your balance by signing into your TouchPoint record, click on involvement, then registrations. The trip you are registered for will come up, will give you the cost of project, total of what was paid, and the balance, a link will also be there if you want to make a payment. (when you click the pay link, it will **automatically** show the amount to pay as the balance, so *enter the amount you wish to pay if other than the balance*).
6. Should you need financial assistance for your project, please complete a **Scholarship Application** On-Line (go to the www.Bellevue.org/missions-projects). Click on Missions Scholarship Application and complete the application. Tom Baugh or a member of the Missions Committee will contact

you. You will receive a scholarship notification letter upon approval. This must be submitted **45 DAYS BEFORE DATE OF PROJECT.**

7. Missions Committee will contact you. You will receive a scholarship notification letter upon approval.
8. **Recommend Shots:** Tetanus, Hepatitis A, and Typhoid.
 - ❖ The recommended shots will vary per trip.
 - ❖ Must have shots three (3) weeks prior to trip.
 - ❖ Costs will be paid out of pocket, not part of project cost.
 - ❖ You may obtain shots from Shelby County Health Department, The Shot Nurse, Walgreens – Take Care Clinic, CVS and Kroger Clinics.
 - ❖ Depending on the area you will be traveling, we may recommend that you get Malaria pills.
9. Salvation Testimony: You will need to turn in with Mission Application a written statement of salvation. You will also be asked to share your testimony during your interview.

Other things to take note of:

All project cost must be paid in full before you leave.
All airline reservations are made through the Missions Office

TRAVEL VACCINES

HEALTH DEPARTMENT LOCATIONS (Shelby County)

Shelby Crossing (Closest to Bellevue Baptist Church) 6170 Macon and Sycamore
View (Old Wal-Mart) 222-9980

Hours: 8 a.m. – 4:30 p.m. Monday – Friday

Collierville: 167 Washington 222-9980

Hours: 8 a.m. – 4:30 p.m. Tuesday and Thursday only

Hickory Hill: 6590 Kirby Center Cove # 101-104 222-9910

Hours: 8 a.m. – 4:30 p.m. Monday –Friday (registration cut off 3:30 p.m.)
8 a.m. – Noon Saturday (every 2nd and 4th only)

Shots recommended and Cost (Subject to change): involvement

Hepatitis A: free for children to 18
\$ 45 adults

Hepatitis B: \$ 55 adults

Tetanus: \$ 40 (good for 10 years)

Typhoid \$ 90

The Shot Nurse is also available to give you vaccines for your project.
4637 Poplar, Suite 100 714 N. Germantown Parkway #11
Memphis, TN 38117 Cordova, TN, 38018

7596 W. Farmington Blvd. Telephon
e # 685-9999 for all locations
Germantown, TN. 38138

Tetanus \$ 40 Hepatitis A \$ 75 Hepatitis B \$65
Typhoid \$ 80

Other locations where shots are available: Walgreens – Take Care Clinics
CVS
Kroger Clinics

Passport Information

Every participant traveling out of the US must present to the Missions Office a copy of their passport before a ticket can be purchased for them, or evidence of the processing of a passport. Applications can be picked up at the Post Office or you may download a copy from <http://travel.state.gov/passport>.

It is very important that your name be identical on the Missions Application and your passport. Should these be different and the ticket is incorrect, you will be charged a name change fee (amount varies with different airlines)

Processing of passport takes 6 weeks. The Missions Office recommend that you apply for a passport as soon as possible, the longer you wait you may need to expedite and that will increase your cost.

If you **currently** have a passport, please double check the expiration date to make sure it will be valid during your dates of travel and for at least 6 months afterward.

Processing Locations

MUST APPLY FOR A PASSPORT BOOK

Bartlett Post Office 2966 Elmore Park Rd. 388-5524
Hours: Monday – Friday 10 a.m. – 3 p.m. Saturday 10 a.m. – 12 p.m.

Cordova Post Office 8255 Macon Rd. 754-2348
Hours: Monday – Friday 10 a.m. – 3 p.m. Saturday 10 a.m. – 12 p.m.

Germantown Post Office 7776 Farmington Blvd. 754-9135
Hours: Monday – Friday 10 a.m. – 3 p.m. Saturday closed

Park and Lynnfield 683-0675
Hours: Monday – Friday 10 a.m. – 3 p.m. Saturday closed

Passport Cost:

Age 16 and older: The passport fee is \$110. The execution fee is \$25. The total is \$135.

Under 16: The passport fee is \$80. The execution fee total is \$25. The total is \$105

Renewal Cost: \$110

You will need: 2 passport pictures, Certified copy of Birth Certificate.

Passport pictures can be made at:

Bellevue Missions Office West Hallway (with flags) Monday – Friday 9 a.m. – 4 p.m. at no charge to you. Or you can go to Kinko's; Costco; Walgreen's; Triple A (if member).

Teamwork

Chris Eaton and Kim Hurst, in *Vacation with a Purpose* (pp. 92-93), form an acronym to illustrate the importance of teamwork on the short-term mission team.

T - Teachable

A teachable spirit helps create a noncompetitive environment in which learning and sharing come naturally. Teach ability gives all members the freedom to make mistakes as they learn.

E - Encouraging

Encouraging words enhance the development of a community.

A - Appreciative

Be appreciative to others on the team and on the field.

M - Motivated

Take initiative! Do all things as unto the Lord! (Col. 3:17, 23)

W - Willing

Be willing to work to the best of your capabilities. Willingness also includes accepting uncomfortable conditions in the host country. Willingly take on the heat, food, bugs, and germs.

O - Open

Be open with what you are learning, experiencing, feeling, thinking. Express both the positive and negative. Your vulnerability with others builds community.

R - Refreshing

The times may be tough - heat, sickness, exhaustion, physical labor, emotional drain. It can be incredibly refreshing to have another team member help pick up your spirits! How can you be replenishers to each other on a daily basis.

K - Kindred Spirit

There's a sense of camaraderie as we pursue this together. We are all part of the Christian family and we are all in this together! TEAMWORK

Personal and Spiritual Preparation

Personal Preparation: Preparation is a key ingredient to your having a successful and life-changing short term missions experience. The following issues and questions will be ones that stimulate you to think through how prepared you are and in what areas you might need further preparation prior to your project.

1. **Are You Prepared Physically?** Are you in Shape? What could you be doing to be in better shape for your particular team and the particular project?
2. **Are You Prepared Emotionally?** Are there any issues in your life you have avoided dealing with? Having any bouts with depression or discouragement that should be dealt with? Would it be wise to talk with a pastor, counselor or friend? Do you see this project as some sort of therapy for problems in your life?
3. **Are You Prepared Relationally?** Most of your time will be spent with people and your experience will be tied to theirs; so it is important to think through the way you relate on an interpersonal level.
 - Are you prone to disagreements that may hinder your ability to work with others?
 - When are they most likely to occur?
 - Would you consider yourself a good listener?
 - How might this be improved before going on the project with a team?
 - Would you consider yourself to be a cooperative person? Why or why not?
 - Are there certain circumstances when you find it harder to be cooperative with others?
 - Do group decisions frustrate you?

Spiritual Preparation: One of the great benefits of any short-term mission project is that we have the chance to be freed from all of life's normal distractions and get to focus solely on God and His purposes.

For example, at home if the car breaks down, your mind goes into Plan B mode: "What do I need to do to correct this situation...now".

On a mission project, our response is usually different. Something goes wrong and we begin to pray: Lord, what is it that you want me to do now? What is your purpose for this break down? Am I supposed to stay here for a little longer because you have something for me to do? Help me be patient and wait for your leading during this change of plans..."

Not only are we more willing to see our time in spiritual terms on a project like this, but we also see ourselves in a more spiritual light. We pray more. We trust more. We expect God to work through us instead of being surprised when He does. There are a number of ways to prepare spiritually for the project.

- **Start Listening To God:** Are there quiet times in your day to reflect upon what God is teaching you?
- **Start reading:** Are you consistently spending time reading God's Word?
- **Start Speaking to God:** What is your prayer life like? Are you taking time each day to talk with God?

- **Start Responding to God:** Are you striving to be obedient to God? Are you attempting to apply the things you feel God is teaching you?

Are You Ready to Pray?

A quick checklist

Are all Sins Confessed?

*Behold, the Lord's hand is not so short that it cannot save; neither is His ear so dull that it cannot hear. But your iniquities have made a separation between you and your God and your sins have hid His face from you, so that He does not hear. **Isaiah 59:1-2***

*If you say that we have not sinned, we make Him a liar, and His word is not in us. **1 John 1:10***

Are all Relationships with Others Made Right?

*For if you forgive men for their transgressions, your heavenly Father will also forgive you. But if you do not forgive men, then your Father will not forgive your transgressions. **Matthew 6:14-15***

Are You Seeking His Will in All Things?

*And this is the confidence which we have before Him, that, if we ask anything according to His will, He hears us. And if we know that He hears us in whatever we ask, we know that we have the requests which we have asked from Him. **1 John 5:14-15***

Are You Seeking to Glorify God Above All Things?

*And whatever you ask in My name, that will I do, that the Father may be glorified in the Son. If you ask Me anything in My name, I will do it. **John 14:13, 14***

Are You Depending on the Holy Spirit's Guidance?

*And in the same way the Spirit also helps our weakness, for we do not know how to pray as we should, but the Spirit Himself intercedes ... for the saints according to the will of God. **Romans 8:26-27***

Are You Trusting God in Spite of What Seems to be?

*Trust in the Lord with all your heart, and do not lean on your own understanding. In all your ways acknowledge Him, and He will make your paths straight. **Proverbs 3:5-6***

Will You Praise God No Matter What?

*And we know that God causes all things to work together for good to those who love God, to those who are called according to His purpose. **Romans 8:28***

*Rejoice always, pray without ceasing, in everything give thanks, for this is God's will for you in Christ Jesus. **1 Thessalonians 5:16-18***

Taken from the 29 59 Prayer Guide by Peter Lord

REMEMBER, PRAYER INCLUDES

HOW TO PREPARE A PERSONAL TESTIMONY
--

Any subject matter can be presented more effectively by careful organization. A carefully prepared testimony, empowered by the Holy Spirit, can be of immediate and effective use in nearly every witnessing situation. It should be our desire to present Christ in such a clear, attractive, yet simple way, that those who hear will not only want to know Him, too, but they will also know “how” to know Him personally.

“Do’s and “Don’ts” of a 3-Minute Testimony
--

Do

- Ask the Lord to give you wisdom and guidance as you write (James 1:5,6).
- Follow a three-point outline entitled “My Life with Christ”.
 - Life before knowing Christ.*
 - How you came to know Christ (be specific)*
 - Life after you received Christ (changes He has made, what He means to you)*
 - (If you became a Christian as a small child, emphasize this point)*
- Begin with an interesting, attention-getting sentence and close with a good conclusion. Include relevant, thought-provoking secular facts and experiences.
- Write in such a way that others will feel associated with you in past and present experiences.
- Give enough details to arouse interest.
- Use at least one, but no more than two, Scripture verses.
- Edit carefully and rewrite as necessary before producing the final draft.

Don’t

- Use Christian jargon. Words such as “saved”, “convicted”, “converted”, “born again”, and “sin” do not communicate truth to the average non-Christian. Though these words and phrases are precious to us, they are so often misunderstood and consequently ridiculed by non-Christians.
- Be too wordy, beat around the bush, or emphasize how bad you used to be.
- Speak in glittering generalities. Avoid words like “wonderful”, “glorious”, etc.
- Mention church denominations, especially in a derogatory way.
- Speak critically or negatively about any other individual or group.
- Give the impression that the Christian life is “a bed of roses”.

When You Are Asked to Share Your Testimony, Be Sure to:

- Share it with loving enthusiasm in the power of the Holy Spirit (Ephesians 5:18).
- Speak loudly and clearly in a natural, relaxed tone of voice (avoid ministerial “twang”).
- Avoid mannerisms when you speak, such as rubbing your nose, jingling coins in your pocket, swaying, clearing your throat, and using “uh’s” and “ah’s”.
- Avoid arguing and other high pressure methods of getting a “decision” for Christ. Remember men are “born of the Spirit,” not through the persuasiveness or logic of men, though God may use both.
- Avoid preaching at people. Present your testimony, not a “preachimony.”
- Smile Often! Ask the Lord to give you a happy, radiant face.

- Memorize your testimony and practice it until it becomes natural.

TESTIMONY WORK SHEET

BEFORE I RECEIVED CHRIST I LIVED AND THOUGHT THIS WAY:

HOW I RECEIVED CHRIST:

AFTER I RECEIVED CHRIST THESE CHANGES TOOK PLACE:

PERTINENT OR FAVORITE VERSE BY WHICH I MIGHT CLOSE:

SAMPLE SUPPORT EMAIL

Date

Dear _____:

There is something very exciting about to take place in my life and I want you to know about it. I have the opportunity to participate in a short-term mission project to _____ with a team from Bellevue Baptist Church.

While on this mission trip, I will help with various responsibilities. I feel God has called us to go on this trip and trust that He has many incredible blessings in store.

I am writing to ask you to pray for me along with our team. Please pray for our travel safety and health, but most of all please pray that we will be bold in sharing the Gospel and that God will save many through our witness.

I am also writing to invite you to make a tax-deductible financial donation. Each individual is raising their own support. If you would like to help, you can go to the Bellevue Website www.bellevue.org/missions-projects. You will then click on the national or international project and, find the _____ project and click on Contribute. My name will appear in a drop-down, you will just click on my name that you are a sender on my behalf.

Thank you for your support. If you have any questions, please reply to this email.

To God be the glory!

This sample email can be adapted to printed letters by simply removing the portion including “please click this link...” and only including the steps to navigate to the Contribute links on the Bellevue website.

PAYMENT INSTRUCTIONS FOR CHECKS OR CASH

Things to remember when making your payments for Mission Project:

Each check or cash payment **should have a contributor form** with it. (Either completed by you, the participant or contributor) These forms are in triplicate. Your team leader will have these available at your trip meetings. They are also available in the Mission's Office.

It is preferred that all payments be made online, however, any checks should be made **payable to Bellevue Baptist Church**.

Two-party checks will not be accepted. If a check is made out to you (the participant) you/the participant should cash the check and bring the money into the Mission's Office with the name and address of contributor.

It is recommended that you complete the **Contribution for (Name of participant)** (this is your name) and the **Mission Trip. This will be on the General Information sheet.** We may have several projects going to the same location each project is given a name to help the Missions Office track contributions given for you. **PLEASE DO NOT** hold any checks or cash that is given to you.

Please return any unused Contributor Forms to the Missions Office.

Here is a sample of the Contributor Form (this form is in Duplicate)

MISSION PROJECT CONTRIBUTOR FORM				
PLEASE PRINT				
Contribution for (Name of trip participant)		YOUR NAME		
Mission Trip		EXAMPLE – Youth Nicaragua		
Contributors name _____				
Address _____				
City	State	Zip	Amount contributed \$	
_____	_____	_____	_____	
Check #	Cash	Envelope number (if available)		
_____	_____	_____		
To ensure that proper credit is given to a Bellevue Baptist Church Mission Trip Participant, please return this form with your check/cash to: International Missions; Bellevue Baptist Church; 2000 Appling Road, Cordova, TN 38016. Checks should be made payable to Bellevue Baptist Church. No two-party checks are accepted.				
White Copy – Office		Yellow Copy – Contributor		

Travel and Packing Tips

For your comfort on your flights:

- Carry ear plugs, a neck pillow, and gum.
- Wear comfortable shoes and socks to help you relax.
- Drink lots of water to avoid dehydration you, avoid caffeine.
- Also keep toothbrush/toothpaste, glasses/contact supplies, medicine and other simple cosmetic items near.
- Most importantly, rest (but be aware of **opportunities** to witness to a lost person!) jet lag is very real and anything you can do to keep yourself rested will be worth it.

Packing Tips: Be sure to save room for supplies that you will be asked to carry. More will be said about this in meetings. Otherwise, here are a few tips for you.

- Roll your clothes instead of folding – they wrinkle less and are easier to pack.
- Keep a pad and pencil in your bathroom/bedroom and jot down things you use daily that you want to remember to pack.
- Raid the “travel” section of the Personal Hygiene department at your favorite store, or find some small containers to pack only what you will need of shampoo, soap, etc.
- Be sure to pack Pepto-Bismol, Imodium, Dramamine, or any other medication that will keep your stomach happy (many of these medicines are available in chewable tablets so they are easy to keep in your pocket). You will eat things that may not agree with you! Also, pack prepackaged peanut butter/crackers or something similar for those times when the meal does not appeal to you – but if you are in a home, do all you can to eat what is put in front of you.
- Depending on where you are going, you may need sunscreen and Insect repellent. You may also want to pack a lightweight jacket and/or rain slicker/poncho.
- If you are carrying anything new – be sure to remove it from its packaging so that it does not look new – you will have a much easier time in customs.
- A “fanny pack” is recommended to carry money, sunglasses, a small snack, etc.
- A Money Belt or Money Bag that goes around your neck for Money and Passport.

HELPFUL HINTS

Telephoning Home:

Best way is to buy an international calling card and get the country's code number so you can make calls for just a few dollars.

It is generally NOT a good idea to phone from your hotel, because of expense. Team Leader will help you with phone calls.

Tipping:

Each room should leave a few dollars (\$5-\$6) along with a New Testament and a tract for the maids that come in to clean.

Away from Hotel:

Although most of the time you will be with a group it is recommended that you **never** go out without the name and address of your hotel in the local language. Take a card from the hotel desk, or a matchbook, or something that has this information on it.

Personal Checklist

Luggage (50 lbs per bag – 2 per person)

Tips to remember when packing – Do Not pack anything valuable (jewelry, electronics, camera) in your checked luggage. Do not lock your suitcase as they will ask you to remove the locks at the airport as each piece of luggage is inspected during check in.

Pack in your Carry-on Bag:

ALL medicine

A Change of clothes and under garments
Snacks
Passport and Airline ticket
Travel pillow
Personal spending money
Jacket or Sweater (airports and some planes are cold)
Camera, Jewelry, electronics Personal Toiletries

Pack in your Checked Luggage:

Bible and Materials
Alarm Clock (non-electric)
Flashlight
Anti-bacterial Soap
Bug Spray (Mosquito Spray)
Lysol
Converters
Umbrella
Kleenex/Toilet Paper
Kool-aid (pre-sweetened)
Washcloths

Be sure to carry clothes appropriate to culture. Men will need to carry shirt and tie (as needed) Ladies – long skirts or dress (as needed)

Questions

As you think of questions you need to ask, try to write them down and ask at the next meeting. Otherwise, you may call the Missions offices at 347-5540. Any forms or money may be dropped off at the Missions office.

CONSTRUCTION MINISTRY

Even if you have never done any construction work in your life such as hammering nails or laying brick, you can be sure there will be something for you to do on the construction site to help build these churches. Don't let lack of experience scare you off. However, be sure to notify the Missions Department should you have any construction, carpentry or bricklaying skills. Sunscreen, Chapstick, hat, scarf and gloves are basic requirements for working during the day. Foot gear should be comfortable with leather soles and wear work boot if you have them.

Work begins around 7:00 a.m. in the morning and concludes around 6:00-7:00 p.m. in the evening so it would probably be a good idea for you to start walking/exercising to prepare yourself for the physical activity. Even very active people need to be prepared not only for the physical exertion but also for the climate.

Tools are supplied, but should you desire to bring your own, you might want to consider leaving them behind. If you sign up for the construction team, you are not limited to just construction as there will be many opportunities for you to share the Gospel and participate in the other mission work during the project.

Remember to enlist as many prayer partners as possible to pray before and while we are on this trip and be in specific prayer for:

- 1) Our safety
- 2) that the buildings will be completed in a timely fashion
- 3) that we will be able to witness to the people who will be watching us
- 4) our love for each other and our fellowship would be a witness; and
- 5) that we would glorify God in everything that we do.

DISCIPLESHIP TRAINING

Discipleship training can be a very exciting ministry opportunity while serving on a volunteer mission project. This ministry focuses on the training of key leaders in the established churches. This training would involve a predetermined curriculum established by the project leader and the national leaders in the targeted country we are working. The curriculum could consist of subjects such as; instruction on personal evangelism, how to establish multiplying disciples, church leadership, teaching techniques, church organization. Bellevue would provide ample training and preparation for the volunteer trainers before the project. Individual Preparation would consist of genuine cleansing and consecration, personalizing the curriculum, and Holy Spirit Empowerment.

PAINT-TALK

Paint-talk is a gospel presentation using paper and paint. This presentation can be used on the street to help draw a crowd.

We will teach 1-2 participants on each project to use this unique tool to present the gospel.

You do not need to be an artist to be able to use this ministry tool.

The Paint Talk Script is on page 18 of this manual.

PHOTOGRAPHER

Tips for Taking Good Missions Photos for Publication

Photography is a very important ministry when it comes to missions. Good photographs help to communicate the experience to someone back home who might be touched and later go on a missions projects themselves. After looking through thousands of missions photos, here are some guidelines that will help you avoid the most common pitfalls with photos, and ensure that your photos are suitable for publication.

It can be as easy as 1, 2, 3...

1. Who?

Bellevue member(s) with national(s). The type of photos that get used are ones that show Bellevue member(s) with national(s). We don't tend to use a lot of shots that show Bellevue members with other Bellevue members, or nationals with other nationals. We like to show Bellevue with nationals to show the cross-cultural missions context.

2. What?

Action photos are best, not posed group shots. **Show Bellevue members in action, ministering to nationals.** Action can be as simple as hugging a national, or it can be Bellevue and nationals working together on a construction site, or one-on-one witnessing with an open Bible to a national (the best kind of shot). Remember to smile though. We want it to look like a friendly conversation, not an interrogation.

3. How?

Get close-up. Shots taken from too far away don't work because if we try to crop in on the photo, we lose quality and the photo won't work. Get up close and frame the photo tightly.

Smile. We want to show faces that are smiling, like they're enjoying what they're doing. **Show faces,** not backs of heads. If one person has their back to camera, it can ruin the whole shot.

Get everyone close together. Keep heads and faces close together, practically cheek to cheek or at least shoulder to shoulder. Squeeze people together or move to a different vantage point necessary to achieve this. Gaps between the people in the picture show distracting background and mean that we have to zoom out to include everyone, making the people smaller.

Of course, all the other factors that make for good photography—plenty of light (outdoor photos usually show up better) and attention to focus and angle—are important, too. But by learning the guidelines above, you'll help us communicate the missions experience and ultimately help Bellevue “make Jesus known to the nations.”

PREACHING

Preaching during volunteer mission projects can be one of the most exciting ministry opportunities you have ever experienced. Most preaching assignments will allow the man to participate in other types of ministry activities during the day and preach at night. With this assignment Bellevue will normally provide the lay preachers with sermon outlines, training, and instruction. Individual preparation would consist of genuine cleansing and consecration, personalizing the sermons, and Holy Spirit Empowerment.

There are several types of preaching possibilities that could arise during mission projects. One possibility is preaching to established churches as a part of a "revival" type of campaign. These preaching assignments would focus on subjects to build up the established congregation. They might focus on subjects like; personal evangelism, prayer, consecration. When preaching these types of messages it is important that the preacher is living the message he is delivering.

Another preaching possibility is evangelistic preaching to varied size groups of unchurched people. This could be in a church, house, outside in a park, city plaza or even in a stadium type of setting. This type of preaching opportunities could be a planned event or an impromptu event. It therefore requires the preacher to have several evangelistic sermons ready to deliver without notes at any time.

Regardless of the type of preaching opportunity that could exist, the basic requirements are for the preacher to have the Word of God in his heart, to be Spirit Filled and to be available.

PUPPETS

If you want to get excited and have your mission project start early, and if you want to have a lot of fun sharing Jesus with children, then come and join us in the puppet ministry. (No experience necessary).

- 1) We will meet for practices on a regular basis until we have our skits learned (probably 5-6 times.) They will be recorded on a cassette tape all in Spanish so you don't have to speak or know the language.
- 2) We may have a few puppets available but you can purchase your own puppet and dress it up in fun clothes. Puppets may be purchased at Baptist Bookstore or ordered. (Approximate cost: \$50 and up). People puppets are the best for sharing the Gospel but some animal puppets are used.
- 3) We will go into schools, hospitals and Vacation Bible Schools to perform. But this does not have to be your only ministry involvement on this project. You'll have plenty of time to be on evangelism, VBS or construction teams.

VACATION BIBLE SCHOOL

Vacation Bible School on the mission field is sowing seeds of Jesus into the hearts of children. Reaching the children is so critical because through them you reach the parents.

For preparation, ask God to give you a great love for each child. They will see Jesus through your love - many of them will never experience the type of love you can give them.

Your VBS group leader will be in contact with the missionaries to determine the types of games, crafts, and teaching style that best suits their culture - every culture is different and you will have to adjust. With the missionaries advice, yours group leader will set a theme and select Bible verses. Your group leader may then ask you to prepare crafts for the project. Some materials will be donated some will be purchased by the church. Your group leader will help you determine where to get your materials. Sara Jerkins and Deborah Houseal (in the Children's Department) could offer you some ideas and possible great resources, but be sure to go through the missions department before contacting them for anything.

We will always need crayons, pencils, and coloring pages; so if anyone asks you if they can help you, they are welcome to donate these items or any others your group leader suggests.

On the project, your first responsibility is to be flexible. Sometimes the best prepared plans do not always work and you have to change. VBS will probably be only a portion of your day; so be willing to help out in other areas of the trip. Expect your first day to be relatively small, but remember that kids draw kids and you will find more kids coming each day. Your goal will be to present the Gospel simply. As available, we will use puppets, clowns, and songs to help with the Gospel presentation. Just wake up each day prepared but willing to change your plans!

Paint Talk Script

THE CROSS OF CHRIST

INTRODUCTION

All over the world man has the same needs. You may be a Brazilian, Asian, African, or American but all of us have the same needs. What are they?

The first need everyone has is the need for PEACE. Peace in our nations, peace in our families, peace in our hearts.

However, what most people have is CONFLICTS. Conflicts in our nations, conflicts in our families and conflicts in our hearts.

The second need all of us have is the need for LIFE. Life in two ways:

1. A real life right now. A life with meaning and purpose.
2. Certainty of eternal life. Let me ask you a question. If you die tonight do you know for sure you will go to heaven?

However, instead of LIFE most people have FEAR.

1. Fear of living and
2. Fear of dying

1. OUR NEED

It is God's desire to give each of you PEACE and LIFE. Only GOD can give you this. So, why do most people have CONFLICTS AND FEAR? The Bible says it is because of SIN. What is sin? Sin is when we disobey God. For example, the Bible says, do not have anything above God, do not have idols or images in your house, do not commit adultery or immoral sex, do not have greed, lust, anger or bitterness in your heart.

Who can say that I have never sinned? None! We have all sinned.

This sin has created a barrier between God and Man. How can man come to God and remove the barrier of sin?

II. THE PROVISION OF GOD

Man is trying to get to God through many different ways.

1. Religion. However, there is no religion that can break the barrier of sin. Not Catholic, Spiritist, Baptist, Assembly, Pentecostal. None.
2. Baptism—There is no water on earth strong enough to wash away your sins.
3. Good Life.—Many of you say, I am a good person. I have never stolen anything or hurt anyone. Yet, your good life will not take away your sins.

So, since man cannot get to God through his own efforts God came to man through the Virgin Mary. His name is Jesus. He lived a perfect life. He never sinned. He healed the sick, he cast out demons, he calmed the storm and yet when he died he died on a cross.

Why? Because there is only ONE payment for sin—that payment is death. Either you will die for your sins or someone will die in your place. The good news is that Jesus has died in your place for you. When he died on the cross he was punished for the sins you have committed. He was judged for the sins you have done. He was condemned for the sins you have committed. He died and bore the punishment of sin in your place.

It was not the nails that kept him on the cross. It was his LOVE.

He was buried and three days later he arose from the dead. He is alive right now and he wants to live in your heart.

III. YOUR RESPONSE

How can Jesus come into your heart and life? On the day that Jesus died on the cross there were two thieves who died beside him. One thief died and went to hell. The other thief died and went to heaven. Why did one thief go to hell and one thief go to heaven.

What did he do to go to heaven. He never went to church. He was not a good man. He was a thief. What did he do? Listen carefully. Whatever he did is what you must do if you want to go to heaven after you die.

He did three things:

1. He recognized that he had personally sinned against God and he could NOT save himself through his own efforts.
2. He realized that only Jesus Christ had the power and authority to forgive him.
3. He surrendered his heart, soul, spirit and life to Jesus.

When he did these three things the Holy Spirit of God came into his heart and Christ said, “today, you will be with me in Paradise”

CONCLUSION

Today, you can open up your heart and let Jesus in your life. There are two hearts on the paint board that represent your life. One heart represents the person who is control of his own life. Perhaps this represents you and your life is full of conflicts and fear and you do not know if you will go to heaven when you die someday.

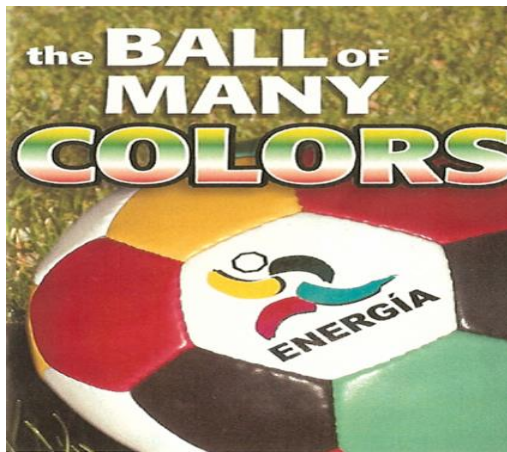
The other heart represents the person who has given their life to Christ and Christ is IN their life. If you would like to receive Christ today you can do so by asking him by faith through prayer to come into your heart.






I am going to lead us in a prayer. If you would like to receive Jesus pray this prayer with me to God by faith and invite him into your heart.

The Power Band

Knot	Represent when you were born. John 10:10
Black	Represents spiritual darkness because of Sin. Romans 3:23
Red	Represents the blood Jesus shed to pay the penalty for our sins. Romans 5:8
White	Represents forgiveness and cleansing to those who trust in Christ. Acts 3:19
Blue	Represents public profession declared by baptism. Acts 2:41
Green	Represents spiritual growth which occurs as we pray, worship, read the Bible, etc. 2 Peter 3:18
Yellow	Represents heaven and glory with Christ. Revelations 21:1-3
Knot	Represents the end of life when every person will stand before God. Hebrews 9:27
Clear	Represents Christ's call to repent and put our faith in Him alone John 14:6

Clear one goes to connect the two ends.



<p style="text-align: center;">GOLD</p> <p>Gold represents the pure holiness of God.</p> <p>The gold color helps us think about God, the creator of everything.</p> <p>God made heaven, Earth, the  and the  God even made YOU!</p> <p>In God's word it says, "God so loved the world (YOU)..." -John 3:16</p> <p>God is Holy (Perfect). That means that God has never done anything wrong.</p>	<p style="text-align: center;">DARK</p> <p>DARK represents the sin in our hearts.</p> <p>The Dark color reminds us that we're not pure and perfect like God. You and I are born with a "want-to" to break God's law. That is called <i>SIN</i>. You & I think, say and do things that break God's law:</p> <p>STEALING, HATING, LYING, DISOBEYING PARENTS,</p> <p></p> <p>God's word says in Romans 3:23, "For all (you and me) have sinned and come short of the glory (or perfection) of God." The punishment for YOUR sin is separation from God.</p>	<p style="text-align: center;">RED</p> <p>Red represents the perfect blood of Jesus Christ.</p> <p>God sent His perfect, sinless Son (the Lord Jesus Christ) to the earth many, many years ago. Jesus Christ willingly took the punishment for your sin when He died on the  for you.</p> <p>God's Word says in I Cor. 15:3-4, Christ (the Lord Jesus Christ) died for our sins and that he was buried and had the (energia) to rise again the third day...</p> <p>He did this all for you and me! </p>
--	---	--

CLEAN

Clean represents a pure heart before God.

when we receive the Lord Jesus Christ into our lives, You and I can have our sin forgiven and made clean before God. In *John 1:12* "But as many (YOU) as received Him (Lord Jesus Christ) to them (YOU) gave He (Lord Jesus Christ) power (ENERGIA) to become the sons (children) of God, even to them (YOU) that believe (trust) on his name."

You can receive the Lord Jesus Christ into your life by praying these three things:

1. Admit to God that you have sinned against Him.
2. Believe that the Lord Jesus Christ died for you upon the cross as punishment for YOUR sins, and lives today so that we can be clean before God.
3. Ask the Lord Jesus Christ into your life right now, and believe that your sins are forgiven!

GREEN

Green represents growing up God's way.

2 Peter 3:18 says, "But grow in grace, and in the knowledge of our Lord and Savior Jesus Christ."

G - go to God in prayer
R - read God's word the Bible
O - obey God's word
W - witness to others what Jesus Christ has done for you!

Hebrews 13:5 - God will never leave you, nor forsake you!

GOD BLESS YOU!

CEMI
Rt. 1, Box 115
Moundville, MO 64771

“How to Use the Ball of Many Colors”

The soccer ball is only a tool used to tell a story. You may be a very exciting, **CONVINCING**, story-teller, but remember, A TOOL OR STORY, is not the **CONVICTING power**. The word “Energia” is Spanish for power. **The word of God** must be used to give the **Spirit of God** opportunity to **CONVICT** of sin so that the message will be received. **CAUTION: Never** use any tool without also using the **CONVICTING POWERFUL WORD OF GOD! PRAYER IS A MUST for God’s Spirit to fall on the one hearing the message.**

THE STORY

(Place the Soccer Ball with the word “ENERGIA” right side up and covered by LEFT HAND, and Logo with right hand.) Point to **GOLD PATCH** facing them with right middle finger. “What does gold remind you of? Olympic Gold? Jewelry? Money? “Gold reminds me of a place called heaven where the Eternal Holy God, who always was, and always will be, lives. God is 100% HOLY (without sin). He never thought, said, or did anything wrong so Heaven is full of God’s pure shining brightness shining on a street of **pure gold**. Because of His purity and brightness there is no need of the sun, moon, stars, or light in heaven, that He created when he made the heavens and the earth and everything in it. God made you and me, and is preparing a special place in Heaven with Him for His children. (**JOHN 14:3**) Why would He do it? Because He **LOVES** you. It tells you so right here in His special book, “THE HOLY BIBLE”, that He wrote through many writers. **JOHN 3:16A** says, “**FOR GOD SO LOVED THE WORLD.**” “*The world*” here means people. It means you. (Put your **NAME** in the verse and read it to the children, then have them repeat it with their name in it.: **FOR GOD SO LOVED _____**”

Transitional Phrase: BECAUSE OF WHAT YOU AND I HAVE IN OUR LIVES, YOU AND I CAN NEVER ENTER INTO GOD’S PRESENCE IN HEAVEN. GOD CALLS IT SIN. (Tip ball forward so **BLACK PATCH** is exposed to them. The **RED PATCH** should be up.)

(Point to **DARK PATCH** with pointing finger) This **Dark Color** reminds me of **SIN**. The Bible says we walk in the **darkness of sin**. Sin is missing the mark of being perfect like God. So there is nothing we can do that’s good enough to get us to heaven on our own. We sin by breaking God’s rules in His Holy Book, the Bible. “Sin is anything you think, (point to head), say (point to mouth), or do (put both hands palms up) that doesn’t please God.” How many people have sinned? The Bible tell us in **ROMANS 3:23** that “**ALL** HAVE SINNED.” That means you and me. (Put your **NAME** where it says “all”. Then ask the child to do the same.) Why do you do bad things like disobeying your parents, taking something that doesn’t belong to you, or hurting someone on purpose? Because everyone was born with a “**sin-nature**”, a “**want to**” to do bad things. No one had to teach you how to sin. You were born knowing how because sin was passed down from great-great-great-granddaddy Adam. (**Read ROMANS 5:12**) “*One man*” means Adam. “**Death**” means separation from God and the beautiful home where He lives forever and ever. You can see that the **DARK PATCH** does not touch the **GOLD PATCH**. That reminds me of the separation from God and heaven by our sin because **SIN MUST BE PUNISHED**. Read “**ROMANS 6:23**” “*The wages of sin is death...*” (“wages” means payment, or what we earn because of our sin.)

Transitional Phrase: GOD HAS ONLY ONE WAY FOR OUR SIN PROBLEM TO BE TAKEN CARE OF, THAT IS IN THE PERSON OF THE LORD JESUS CHRIST. (Roll ball toward you and slightly to the left until the Gold patch beside “**ENERGIA**” is facing up.)

(Move right hand to **RED PATCH**.) There is only one way to be forgiven of your sin and be made clean. (Drag your finger from **DARK** color through **RED** as you continue.) It is through the **PRECIOUS BLOOD** of God's only son, **THE LORD JESUS CHRIST** who He sent from heaven.

(Drag finger to **GOLD** Patch and back to **RED**.) He was born as a baby and grew up to be a perfect man. God the Father allowed wicked men who didn't believe He was the Perfect Son of God to take Him, mock, beat, whip, and punish Jesus. He willingly gave His **PRECIOUS BLOOD**, and they nailed Him to a cross to die. This patch is **RED** because it reminds us of the **PRECIOUS BLOOD** He gave to pay for our sins. (**HEBREWS 9:22b**) "*without shedding (giving) of blood is no remission (forgiveness).*" Because He never sinned, Jesus could take the punishment for your sins and mine. The Bible says in **1 CORINTHIANS 15:3b-4**, "*Christ died for OUR (NAME) sins according to the Scriptures, and that He was buried, and that He rose again the third day according to the Scriptures, and that He was seen...*" Jesus didn't stay dead. He came back to life and many saw Him alive. (Have each child repeat it with actions, and put their name in the verse.)

Transitional Phrase: AS THE RESULT OF CHRIST'S WORK AT THE CROSS, YOU AND I CAN HAVE OUR SIN FORGIVEN AND MADE CLEAN.

(Turn ball to the right. Point to **WHITE PATCH**. Another **White** patch should be up.)

You can be made clean and forgiven of your sins.. Let's read together (**JOHN 1:12**). "*But as many as received Him, to them gave He **power** to become the sons of God, even to them that believe on His name.*" To "**receive Him** (Jesus)" means to **you need to admit** to God that you are a sinner, and believe that Jesus died for your sins and, and came alive again. You must invite Him alone to save you. "**Gave the power**" means He gave the right or authority and ability for you "**to become the sons (or child) of God,**" (He becomes your Heavenly Father and you become His child) "**even to them that believe on His name**" (**to trust in Him as the only One who can forgive your sin.**) "How can you receive the Lord Jesus Christ into your life? It's as simple as A.B.C. :

(Show **DARK PATCH**) **A.** You need to **Admit** to God you have sinned against Him.

(Show **RED PATCH**) **B.** You must **Believe** for yourself that the Lord Jesus Christ died on the cross to take the punishment for you own sins, and that He came alive again to give you His Resurrection Life and power to have victory over sin, and to be with Him someday forever.

(Continue with **CLEAN PATCH**) **C.** You must choose to receive Him (the Lord Jesus Christ) into your life by faith or trusting Him to forgive your sins and make you clean. "I'm going to give you an opportunity right now to believe on the Lord Jesus Christ to give you everlasting life. Ask the child or person these 3 questions:

- What is in your life that God can't let into Heaven? (Let the child/person answer – sin)
- What did the Lord Jesus Christ do for you at the cross? (Let the child/person answer – He died on the cross for our sin and came alive again.)
- What do you need to do to be forgiven and made clean before God? (Let the child/person answer – Receive the Lord Jesus Christ into my life.)
- Would you like to receive the Lord Jesus Christ into your life **right now?**

If they respond with a "yes" answer tell them that you can lead them in a prayer as simple as A.B.C. You cannot pray the prayer for them, but they can repeat the prayer along with you.

PRAYER

"Dear God, I **ADMIT** that I've sinned against you and broken your laws. I **BELIEVE** that (you) Lord Jesus Christ **died** on the cross to pay for the punishment of my sins with your precious Blood. I believe you came alive again, so I can have Your Life for victory over sin, and a home in heaven some day. I now **CHOOSE TO RECEIVE** (you) Lord Jesus Christ, into my life by faith; trusting you alone to forgive my sins, to cleanse me, and to make me Your child. In Jesus Name. Amen."

To give the child/person assurance, go back to JOHN 1:12 and put their name in the verse to make it personal. Ask:

- According to God's Word, whose child are you? (Let the child/person answer – God's)

Give them HEBREWS 13:5b "*I will never leave _____.*" (Use their **NAME** putting each word on their fingers, beginning with the little finger.)

"Who will help you say no to sin?" Read PHILIPPIANS 2:13 "*It is God that worketh in you both to will and do of his good pleasure.*"

"to will" – He changes your want-to that you were born with.

"to do" – He gives you the power to do what is right.

"Do you think that you will ever sin again? If you choose to, what should you do? 1 JOHN 1:9 "*If we confess, (agree with God that what you did was wrong, admitting it to Him), He, (God) is faithful and just to forgive us our sins and to cleanse (clean) us from all unrighteousness. (everything that is not right between you and God)*" (Turn ball to **GREEN PATCH**)

Transitional Phrase: GREEN REMINDS US OF GROWING THINGS LIKE TREES AND GRASS.

Read 2 PETER 3:18 "*But grow in grace, and in the knowledge of our Lord and Savior Jesus Christ....*" God wants you to grow to be more and more like Him every day. There are five ways you can remember this: (use fingers)

G – Go to God in prayer (anytime, anywhere, about anything)

R – Read God's Word, The Bible (give helps for when and how)

O – Obey God's Word, The Bible (give example if time permits)

W – Worship (go to church where you hear **this** wonderful message)

W – Witness (tell others this wonderful message using verses.)

Using the Evange-Cube to lead someone to Jesus



“Man in sin is separated from God”

The figure on the left represents every person – like you and me. The darkness represents our sin. Sin is anything that God tells us not to do.

The Bible says, “all have sinned and fall short of the glory of God.” (*Romans 3:23*)

Our sins separate us from God.

The heavenly radiance on the right represents God. God is perfect and without sin. God loves us. God does not want us to perish, but to have everlasting life.

But, our sins must be removed in order to have eternal life with God




‘Christ on the Cross’

The Bible says, “God demonstrates His own love for us, in that while we were still sinners, Christ died for us.” (*Romans 5:8*)

The Bible also says that, “God so loved the world that He gave His one and only Son (Jesus), that whoever believes in Him shall not perish, but have everlasting life.” (*John 3:16*)

God loved us so much that He sent His only Son Jesus Christ to earth as a man. God made Jesus die on a cross to pay for our sins with His blood. He took our sins into His body on the cross so that we could come to God. (*1 Peter 2:24, 3:18*)



The Tomb

- Men buried Jesus in a tomb. (*Mark 15:42-47*)
- They rolled a huge stone in front of it. (*Mark 15:47*)
- The soldiers guarded the tomb. (*Matthew 27:62-66*)



'CHRIST IS RISEN'

Risen Christ

- God sent an angel to roll away the huge stone and to scare away the soldiers. (*Matthew 28:2*)
- God raised Jesus from the dead! (*Acts 2:32*)
- Soon afterward, God took Jesus back to heaven (*John 20:17*)
- Jesus has paid the price for our sins, and Jesus has conquered death. (*Revelation 1:17-18*)




The Cross is the Bridge to God

Jesus is the **only way** we can come to God. Jesus says in the Bible, "I am the way, and the truth, and the life; no one comes to the Father (God) except through Me." (*John 14:6*)

Through Jesus, we can be forgiven of all our sins and be with God forever.

But just **knowing** about these things is not enough! We must choose to put our **faith** in Jesus - to **trust** in Him to save us from sin. (*Ephesians 2:8-9*)

If you do **not** take the **step** of trusting in Jesus, then your sins are not removed! (*Hebrews 4:2*)



The Choices: Heaven & Hell

The Bible says that whoever believes in Jesus has **eternal life** and is not judged. But whoever does not believe in Jesus has been judged already and the **wrath of God** remains upon him! (*John 3:16, 18, 36*)

The penalty for sin is death, but eternal life through Jesus is a free gift from God.

What choice will **you** make?

Trust in Jesus Christ to be forgiven and have eternal life? (*In Heaven – top panel*)

Or reject Jesus Christ and suffer eternal punishment in fire? (*In Hell – bottom panel*)

Ask the Question: Would you like to trust Jesus right now and be saved?
Steps for Followers of Christ!



Love God and All People

“You shall love the Lord your God with all your heart, and with all your soul, and with all your mind. This is the great and foremost commandment. And a second is like it: you shall love your neighbor as yourself.” *(Matthew 22:36-40)*



Pray to God Constantly

In prayer you can thank and worship God, ask for His help, confess your sins, and pray for others. “Be anxious for nothing, but in everything by prayer and supplication with thanksgiving, let your requests be made known to God.”



Study the Bible Daily

Start with the Gospel of John; read chapter one each day. “Like newborn babes, long for the pure milk of the word, that by it you may grow in respect to salvation...” *(1 Peter 2:2)* **“If anyone loves Me, he will keep My word”** Jesus in *(John 14:23)*



Meet With Other Christians

God commands that Christians meet regularly for worship, prayer, Bible Study, and helping each other. "...not forsaking our own assembling together, as is the habit of some, but encouraging one another..."

(Hebrews 10:25)



Tell Others About Jesus

God wants us to tell other people How to Have Eternal Life with God by trusting in Jesus to save them from sin. You can use the EvangeCube and the information from this website to talk to others about Jesus! "And He (Jesus) said to them. Go into the world, and preach the gospel to all creation."

(Mark 16:15)